



PORTFOLIO CASE STUDY

From \$0 to \$4.4 million in 8 years

Portfolio overview

We started compiling this Capital City focussed blue chip residential portfolio for our client in 2014. The portfolio comprises four A-Grade established homes purchased in AAA locations in Brisbane, Adelaide, and Perth. The portfolio is diversified across three states which helps lower land tax and spreads market risk.

Our client is now in the hold phase of their strategy which we expect will last for another ten years. This is a passive portfolio with a balance of income and growth, and apart from property maintenance, we do not expect to carry out any renovation or other works.

The portfolio generates a strong gross yield of 4.43% which is excellent for a capital city focussed portfolio made up of A-grade established homes.

CONTACT US

Call (03) 8539 0300

Email info@performanceproperty.com.au

Web performanceproperty.com.au

Office 10/30 Collins Street, Melbourne Vic 3000



From \$0 to \$4.4 million in 8 years

Portfolio Quality

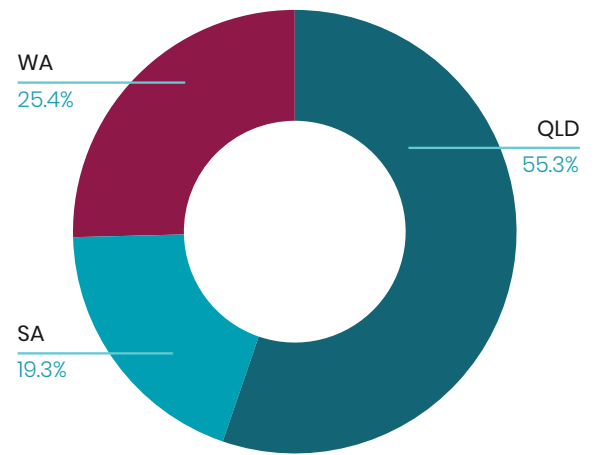
PORTFOLIO QUALITY RATING: ★★★★★

SUBURB	STATE	ASSET TYPE	PURCHASED	PROPERTY RATING	SUBURB RATING
Wavell Heights	QLD	Residential House	2014	A	AAA
Kangaroo Point	QLD	Residential House	2014	A	AAA
North Adelaide	SA	Residential House	2017	A	AAA
Kensington	WA	Residential House	2018	A	AAA

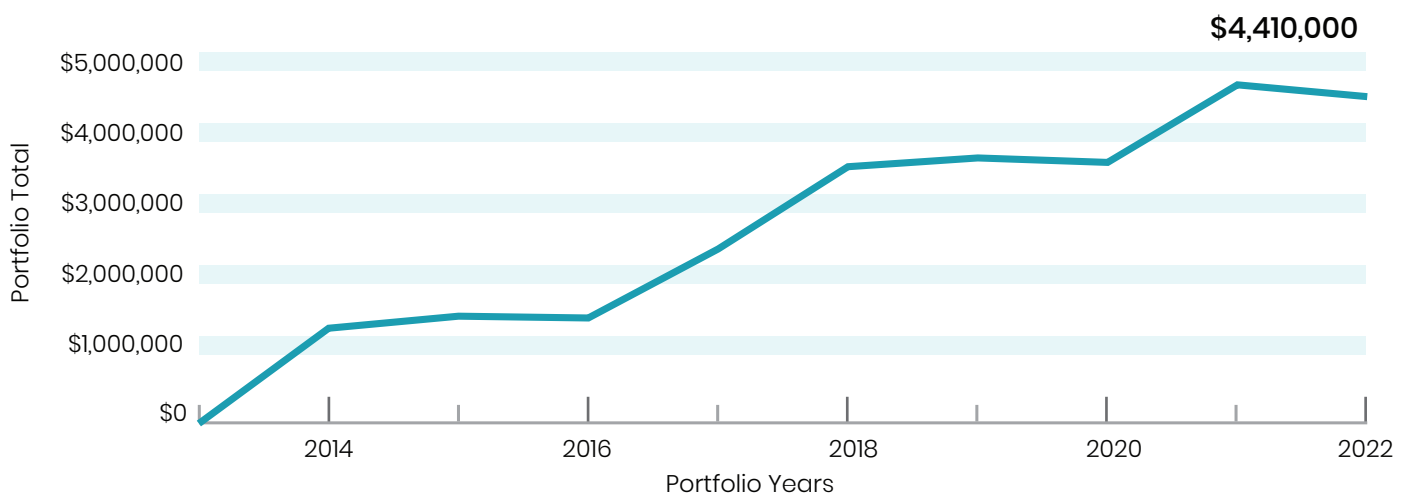
Key Portfolio Stats

Client Annual HH Employment Income	\$750,000
Annual Gross Rental Income	\$125,580
Gross Yield	4.43%
Compound Annual Growth	5.83%
Average Total Annual Return	10.27%
Portfolio Size	4
Total Purchase Price	\$2,833,500
Client Capital Contribution	\$566,700
Current Portfolio Value	\$4,410,376
Equity Generated	\$1,576,876
Return on Capital	278.26%

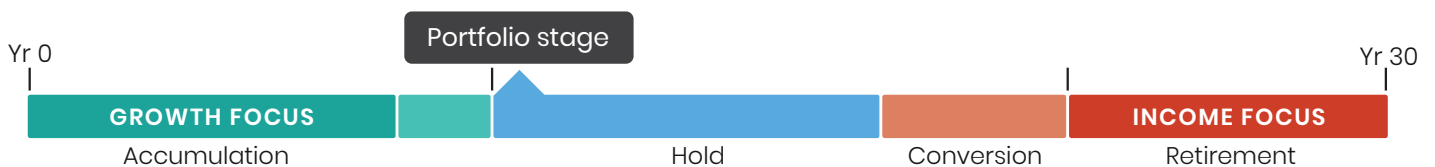
Portfolio Diversification



Portfolio Growth



PPA 30 Year Strategy



Explanation of terms

Property Grade

A | Quality Dwelling; Owner Occupier Standard Townhouse, Villa Unit or Apartment based in Melbourne/Sydney. Portfolio Quality Rating = 1.

B | Owner Occupier Standard Townhouse, Villa Unit, Apartment based outside Melbourne/Sydney; Low Density Apartments (less than 20). Portfolio Quality Rating = 0.8.

C | Project Homes; Investor Stock Townhouses; Owner Occupier Standard Medium Density Apartments (20 – 50). Portfolio Quality Rating = 0.6.

D | Investor Standard High Density Apartments (>50). Portfolio Quality Rating = 0.4.

E | Compromised D-Grade Asset (compromised assets taken back 1 Grade). Portfolio Quality Rating = 0.2.

Suburb Ratings

AAA | >7% Historical Growth, Good Liquidity, Low Volatility. Portfolio Quality Rating = 1.

BBB | 6% – 7% Historical Growth, Average Liquidity, Average Volatility. Portfolio Quality Rating = 0.8.

CCC | 5% – 6% Average Historical Growth, Below Average Liquidity, Below Average Volatility. Portfolio Quality Rating = 0.6.

DDD | <5% Historical Growth, Poor Liquidity, High Volatility. Portfolio Quality Rating = 0.4.

Portfolio Quality Rating

The average of all Suburb and Property grades in a portfolio. The table below shows the star rating and corresponding grade average, rounded to the nearest tenth.

5 Star	1.0
4.5 Star	0.9
4 Star	0.8
3.5 Star	0.7
3 Star	0.6
2.5 Star	0.5
2 Star	0.4
1.5 Star	0.3
1 Star	0.2
0.5 Star	0.1
0 Star	0.0

Glossary

Gross Yield is an investment's profit before taxes and expenses are deducted. Gross yield is expressed in percentage terms. It is calculated as the annual return on an investment (i.e. rent before taxes and expenses) divided by the purchase price.

Compound Annual Growth is the measure of an investment's annual growth rate over time, with the effect of compounding taken into account. It is often used to measure and compare the past performance of investments or to project their expected future returns.

Average Total Annual Return represents the annual return in percentage terms and includes the Gross Yield and Compound Annual Growth Rate.

Portfolio Size is the number of assets in a portfolio.

Total Purchase Price is the total amount paid for all assets in a portfolio.

Client Capital Contribution is the principal amount that a client has invested.

Current Portfolio Value is the current combined estimated value of all assets in the portfolio based on market indexing and comparable sales.

Equity Generated is the Current Portfolio Value minus the Total Purchase Price of the portfolio.

Return on Capital represents the total growth of the Client Capital Contribution. It is expressed in percentage terms and is calculated by dividing the Equity Generated by the Client Capital Contribution.

Performance 30-year Strategy

The Performance 30-year Strategy is our recommended strategy duration for most clients. We plot our clients progression on the strategy timeline to help make decisions on whether to Acquire, Hold, or Sell assets.

Early in the strategy, many clients are looking to generate equity, which can be converted into income focussed assets later in the strategy to help fund retirement.

Talk to one of our PIPA Qualified Property Investment Advisors to discuss where you are at in your 30-year strategy and to discuss your suitability to build one of our flagship \$5m, \$10m or \$20m property portfolios.

Performance Property Group
are a member of

PROPERTY
INVESTMENT
PROFESSIONALS
OF AUSTRALIA



CONTACT US

Call (03) 8539 0300

Email info@performanceproperty.com.au

Web performanceproperty.com.au

Office 10/30 Collins Street, Melbourne Vic 3000



Performance Property Advisory does not guarantee, and accepts no liability, for the accuracy, reliability, currency or completeness of any material presented in this document. This document does not constitute financial or investment advice. No further responsibility or liability is assumed by Performance Property Advisory in relation to updating any information in this document or to inform any recipient of any new or more accurate information at any time. In providing this document, Performance Property Advisory has not considered the objectives, financial position or needs of any particular recipients.

Risk Warning

Investments in real property are subject to continual market and other risks and Performance Property Advisory provides no assurance or guarantee that any intended investment objectives will be achieved. Past performance of a property or portfolio of properties may or may not be sustained in the future and any past performance is no not a reliable indicator of future performance. A property investment return and an investor's principal value will fluctuate so that, when divested, an investor's equity may be worth more or less than the original cost. A property's investment performance may be lower or higher than the investment performance noted within this document.

General Disclaimer

This document has been prepared for general marketing and information purposes only. The document is not to be relied upon by any person or for any purpose and is intended only for those persons to whom it is delivered personally by or on behalf of Performance Property Advisory. Performance Property Advisory accepts no liability to third parties nor does Performance Property Advisory contemplate that this document will be relied upon by third parties. Parties who or which may come into possession of this document are invited to seek Performance Property Advisory's consent to view or its assistance to interpret this document. Performance Property Advisory expressly reserves the right to withhold its consent for any third party to use this document in any way, and to review the contents of this document in the event that such consent is sought. You should conduct your own enquiries about these matters.

Information in Document

Any appraisals provided in this document are current as at the date of assessment only. The appraisals herein may change significantly and unexpectedly over a relatively short period (including as a result of general market movements or factors specific to the particular property). The appraisals are an estimate of value only and not considered a sworn valuation. This document contains information that has been supplied by third parties which has not been verified by Performance Property Advisory. While such information is published with the necessary permission, to the extent permitted by law Performance Property Advisory does not accept any responsibility or provide any warranty in relation to the accuracy, reliability, completeness or suitability of the information contained in this document. The information, figures and projections in this document have been provided by various sources and have not been verified by Performance Property Advisory and as such and should not be relied on in any way. Performance Property Advisory makes no representations or statements of opinion in relation to the accuracy of such information, figures and projections in this document. You should therefore conduct your own enquiries about these matters.

This document also contains information observations and estimates based on general observations of the relevant properties. To the extent permitted by law Performance Property Advisory does not accept any responsibility or provide any warranty in relation to the accuracy, reliability, completeness or suitability of the information stated in this document and which is based on any observations and estimates. You acknowledge that the information, observations and estimates set out in this document are provided as an estimate only and have not been verified by Performance Property Advisory us and as such and may not be relied on in any way. You should conduct your own enquiries about these matters.

We provide this information to you based on your warranty and representation to us that you do not rely on the accuracy, completeness or suitability of the information contained herein.

The cash-flow calculations in this document are indicative only and based on available information at the date of publication of this document, and may not represent actual cash flows. The price, rent and yield estimates are compiled by Price Finder© Property Data Solutions. This information is provided as general information only, current as at the time of publication of this document and does not constitute financial or investment advice, whether in relation to valuation or otherwise, and may not be relied on in any way. For valuation advice, it is recommend that you seek an independent valuation. This document was created with no regard to investment objectives, financial situation or particular needs of any specific reader or reader's clients. Investments discussed and recommendations made herein may not be suitable for all investors. Recipients of this document must exercise their own independent judgment and seek out their own independent advice as to the suitability of such investments and recommendations in the light of their own investment objectives, experience, taxation status and financial position.

The information, data, analyses and opinions presented herein do not constitute investment advice and; are provided solely for informational purposes only. This document and the information, data, analyses and opinions herein are not a recommendation to buy or sell property, are not warranted to be correct, complete or accurate, and are subject to change without notice. Except as otherwise required by law, Performance Property Advisory and its related bodies corporate, shareholders, affiliates, officers, directors and employees, shall not be responsible for any investment decisions, damages or other losses resulting from, or related to, the information, data, analyses or opinions or their use.

The information herein may not be reproduced, in any manner without the prior written consent of Performance Property Advisory. This document must be read together with any other documents provided to you and should be discussed with your independent legal, accounting, tax, financial and/or business advisers. This document does not contain legal or financial advice and should not be regarded as such.

If you have any questions or concerns in relation to this document or any other document provided to you by Performance Property Advisory, including how they might affect your personal circumstances and what actions you may need to or should take, you should obtain independent advice from your professional advisors.

CONTACT US

Call (03) 8539 0300

Email info@performanceproperty.com.au

Web performanceproperty.com.au

Office 10/30 Collins Street, Melbourne Vic 3000





Speak to us about building a Performance property portfolio for you

Talk to one of our PIPA Qualified Property Investment Advisors to discuss where you are at in your 30-year strategy and to discuss your suitability to build one of our flagship \$5m, \$10m or \$20m property portfolios.

Performance Property
Group are a member of



Contact us for a confidential discussion

Call: (03) 8539 0300

Email: info@performanceproperty.com.au

Web: <https://performanceproperty.com.au>

 **PERFORMANCE**
PROPERTY